

## INSPECTION REPORT PART (FIS)

<b>INSPECTION NO FOR CLIENT REFERENCE:</b>	LR-300817
<b>PRODUCT NAME:</b>	BODY BAG
<b>PO NUMBER:</b>	XXXXXXXX
<b>INSPECTION DATE:</b>	XXXXXXXX
<b>INSPECTION LOCATION:</b>	XXXXXXXX
<b>INSPECTOR NAME:</b>	Kailash Singh.
<b>FACTORY DETAILS:</b>	XXXXXXXX
<b>CUSTOMER NAME :</b>	XXXXXXXX

	
<b>Factory: XXXXXX</b>	<b>Inspector: Kailash Singh</b>
XXXX	XXXX
<b>Approved sample with seal packaging</b>	<b>Approved samples after open the package</b>

### GENERAL INSTRUCTIONS FROM THE CLIENT:

1. Please check for all pcs the soft hand feel should be similar for all inspected pcs.
2. Please check properly of all inspected pcs & there should not be any rust mark on magnetic buttons.

3.

4.

5.

6.

AVAILABILITY OF THE CLIENTS PROVIDED APPROVED SAMPLE: **NO**

## INSPECTION STANDARDS

<b>Inspection type</b>	Final Inspection before Shipment (FIS)
<b>Inspection standard</b>	ISO 2859
<b>Sampling plan</b>	Single
<b>Sampling Level</b>	II
<b>AQL for Critical/ Major/ Minor</b>	Not Allowed/2.5/4.0
<b>Sampling size for Cri/ Maj /Min</b>	80/80/80
<b>No. of cartons/packages selected for inspection</b>	11 cartons
<b>Numbers of selected cartons/packages</b>	1,2,9,13,16,17,19,20,30,40,44

## INSPECTION RESULT

<b>OVERALL RESULT</b>	<b>Pending due to no instruction to follow</b>				
<b>CRITERIA</b>	<b>RESULTS</b>		<b>REMARKS</b>		
1. Quantity	<b>Passed</b>		108% packed		
2. Product Color & Specification	<b>Pending</b>		No information given to follow		
3. Product Dimension/Weight	<b>Pending</b>		No information given to follow		
4. Product Label/Logo	<b>Pending</b>		No information given to follow		
5. Carton :Marking/Weight/ Packing	<b>Pending</b>		No information given to follow		
6. On-site tests & special requirement	<b>Passed</b>		Found satisfactory		
5 : WORKMANSHIP AQL:	<b>Within AQL</b>	<b>AQL</b>	<b>CRI</b>	<b>MAJ</b>	<b>MIN</b>
		<b>Findings</b>	0	2	0
		<b>Maximum allowed</b>	0	5	7
		<b>Checked sample</b>	80	80	80

## REMARKS

1. No approved sample provided by the client to follow or compare with bulk production.
2. Found 685 pcs (approx. 108%) are packed in 44 cartons instead of client instructed 635 pcs where 50 pcs extra packed against 635 pcs order quantity.

3. Due to technical problem arise in barcode scanner, not able to scan of product barcode.
4. SPI of all products are found in between 6 to 7.
5. Found 20 pcs packing per master carton.
6. Packed carton weight is found in between 7.900 to 8.600 kg.
7. Anti-fungus pouch/kit used inside the poly bag of each individual packing.
8. Metal pin locked 7 ply carton used for the packing of the goods.
9. Stuffing paper found inside the every product of individual packing as for extra protection.
10. Warning sticker found on reverse side of each poly bag.
11. Perforation hole found in each poly bag.
12. Due to shortage of labor & time not able to repacked any checked pcs.

## 1. Quantity :

<b>100% of the total order quantity must be packed. : Instead of 635 pcs order quantity.</b>	<b>OK</b>	108% (685 pcs) are found as packed products.
<b>Quantity of finished &amp; unpacked products:</b>	<b>OK</b>	None
<b>Quantity of semi-finished products:</b>	<b>OK</b>	None

Item	Order qty	Packed qnt	Unpacked qty	Packed Carton	Qnt/ Carton	Qnt checked/ Carton	Sample size
#Body bag	635	685	0	44	20	4	80
#	-	-	-	-	-	-	-
<b>Total :</b>	<b>635</b>	<b>685</b>	<b>0</b>	<b>44</b>	<b>20</b>	<b>4</b>	<b>80</b>

### Actual Pictures of Quantity section:

	<p>No picture</p>
---	-------------------

## 2. Product Color/Specification/Dimension/Weight:

### Product Color :

Expectation	Result	<i>Pantone code</i>	Comments
<b>Client's Instructions:</b>	<b>Pending</b>	Not applicable	No instruction given by the client to follow for the color & finding is natural black color product.

### Actual Pictures of Product Color section:



### Specification :

This document is for EXIM INSPECTION HUB's internal use only & not the authorization for shipment.  
©2018 Exim Inspection Hub. All Rights Reserved.

Expectation	Result	Comments
<b>Client's Instructions:</b>	<b>Pending</b>	No instruction given by the client to follow, please refer to below pictures for all findings.

**Actual Pictures of Product Specification section:**









## Dimension :



Expectation	Result	Comments
<b>Client's Instructions:</b>	<b>Pending</b>	No instruction given by the client to follow & below given chart is the findings for 5 pcs checked.

Item No.	Ref sample	Sample 1	Sample 2	Sample 3	Sample 4	Sample 5
#Body bag	Not Available	Body=36x47	36.2 x 47	36.2x47.3	36x47.3	36.5x47
# "	"	Handel=57x2	56.5x2	56x2	57x2.1	57x2
#						
#						
#						

**Actual Pictures of Product Dimension section:**





<b>Weight :</b>		
<b>Expectation</b>	<b>Result</b>	<b>Comments</b>
<b>Client's Instructions:</b>	<b>Pending</b>	No instruction given by the client to follow & due to no micro weight machine available in the factory not able to measure the individual weight of the product.

<b>Actual Pictures of Product Weight section:</b>	
No picture	No picture

**Label :**

Expectation	Result	Comments
<b>Client's Instructions:</b>	<b>Pending</b>	No information given by the client & the findings is one polyester printed label with COO is attached under inside seam of the bag.

**Actual Pictures of Product Label section:**



**Logo :**

Expectation	Result	Comments
<b>Client's Instructions:</b>	<b>Pending</b>	There is no logo found on the product.

**Logo/Artwork/Existing design's Appearance/General view, Color, Dimension, Positioning and Alignment :**

Expectation	Result	Comments
<b>Appearance/General view of the logo:</b>	<b>Pending</b>	No logo found on the item.
<b>Logo/Artwork/Existing design's color:</b>	<b>Pending</b>	No logo found on the item.
<b>Dimension (width x height):</b>	<b>Pending</b>	No logo found on the item.

<b>Positioning of logo from top :</b>	<b>Pending</b>	No logo found on the item.
<b>Positioning of logo from bottom :</b>	<b>Pending</b>	No logo found on the item.
<b>Positioning of logo from left side :</b>	<b>Pending</b>	No logo found on the item.
<b>Positioning of logo from right side :</b>	<b>Pending</b>	No logo found on the item.
<b>Alignment and parallelism :</b>	<b>Pending</b>	No logo found on the item.

### Actual Pictures for all part of the Product Logo section:

#### Actual picture of Appearance or general view of the logo/Artwork/Existing design:

No picture due to unavailability of logo

No picture due to unavailability of logo

#### Actual picture of color of the logo/Artwork/Existing design:

No picture due to unavailability of logo

No picture due to unavailability of logo

#### Actual picture of dimension of the logo/Artwork/Existing design:

No picture due to unavailability of logo

No picture due to unavailability of logo

#### Actual picture of position from the top of the logo/Artwork/Existing design:

No picture due to unavailability of logo

No picture due to unavailability of logo

#### Actual picture of position from bottom of the logo/Artwork/Existing design:

No picture due to unavailability of logo

No picture due to unavailability of logo

#### Actual picture of position from left side of the logo/Artwork/Existing design:

No picture due to unavailability of logo

No picture due to unavailability of logo

#### Actual picture of position from right side of the logo/Artwork/Existing design:

No picture due to unavailability of logo

No picture due to unavailability of logo

#### Actual picture of alignment and parallelism of the logo/Artwork/Existing design:

No picture due to unavailability of logo

No picture due to unavailability of logo

## 3. Carton Marking/Weight/Packing & Dimension

### Carton Marking :

<b>Expectation</b>	<b>Result</b>	<b>Comments</b>
<b>Client's Instructions:</b>	<b>Pending</b>	No instruction given by the client to follow & not found any shipping mark on any side of the packed carton. According to factory they will apply the sticker at the time of loading.



**Carton Front Side Mark :**

**Actual Pictures of Carton Front Side Marking section:**



**Carton Rear Side Mark :**

**Actual Pictures of Carton Rear Side Marking section:**

Please refer to above pictures

Please refer to above pictures

**Weight of carton:**

Expected Result	Result	Comments
<b>Client's Instructions:</b>	<b>Pending</b>	Weight of the packed carton is found in between 7.900 to 8.600 kg.

**Actual Pictures of Carton Weight section:**







**Outer packing and packaging dimension :**

Expected Result	Result	Comments
<b>Client's Instructions:</b> L: cm x W: cm x H: cm	Pending	No instruction given by client & the findings of carton dimension is 65 x 36 x 41 cm.

**Actual Pictures of Carton Outer Packing section:**





**Inside carton/inner packing :**

Expected Result	Result	Comments
<b>Client's Instructions:</b>	<b>Pending</b>	No instruction given by the client to follow & the findings is 20 pcs are individually packed



	in individual poly bag then packed in to master carton inserted with silica gel pouch.
--	--

**Actual Pictures of Carton Inner Packing section:**



**Individual/Unit packing :**

Expected Result	Result	Comments
<b>Client's Instructions:</b>	<b>Pending</b>	No instruction given by the client to follow & found each & every bag is staffing with papers then packed in to a self-adhesive poly bag inserted with antifungals kit.

**Actual Pictures of Product Individual Packing section:**





## 4. TESTS AND SPECIAL REQUIREMENTS

Test category	Comments from Inspector	Result
Either inspector allowed to perform the sampling size independently/randomly then the result is passed/ If not, the result is failed	Performed the full sampling size from randomly selected cartons.	<b>Passed</b>

**Actual Pictures of above test section:**

	<p>No picture</p>
---	-------------------

<p>Check the moisture/humidity on the products including inside the carton as per the requirement of product.</p>	<p>Checked on 20 pcs &amp; moisture is found in between 2 to 5%</p>	<p><b>Pending</b></p>
---	---	-----------------------


**Actual Pictures of above test section:**

	
--	---

<p>Perform a barcode checking test-The barcode should be the same and have the correct number; make sure that the correct barcode is on the correct product. (no mixed barcode for each reference) -2 pieces of each item.</p>	<p>Due to technical problem of scanner, not able to scan the barcode, but take picture of the barcode applied on the product.</p>	<p><b>Pending</b></p>
--	---	-----------------------

**Actual Pictures of above test section:**



	<p>No picture</p>	
<p><b>1. Rub test dry &amp; wet on printing &amp; dyed fabric</b>  <b>2, Use a white cotton cloth to rub the material. Rub the item 10 times over a 10 cm distance with a force of 9N (1kg). Test with both a dry and a wet cloth. Expected result: There should not be any color transfer greater than 4 on a grey scale (between the original white cloth and the colored one) after the dry test. There should not be any color transfer greater than 3-4 on a grey scale (between the original white cloth and the colored one) after the wet test-3 pcs both</b></p>	<p>Not applicable for this item.</p>	<p><b>Pending</b></p>
<p><b>Below is the dry test performance picture</b></p>	<p><b>Below is the wet test performance picture</b></p>	
<p>No picture</p>	<p>No picture</p>	
<p><b>1. Pull on all metal parts attached to the bag and handle (look, ring, etc.)- 20 pcs</b></p>	<p>Checked &amp; found satisfactory</p>	<p><b>Passed</b></p>
<p><b>Actual Pictures of above test section:</b></p>		



**2. Check the seam strength on each part/pocket, especially on the handle or shoulder strap.-20 pcs**

Checked & found satisfactory

**Passed**

**Actual Pictures of above test section:**



**The importer information label/wash care label must not missing.-all inspected samples**

Checked & found satisfactory

**Passed**

**Actual Pictures of above test section:**



**Count and record the number of stitches per inch & compare with approved sample or clients provided instruction-5 pcs**

No instruction given by the client to follow but checked & found SPI is in between 6 to 7.

**Pending**

**Actual Pictures of above test section:**




**Measure the length of both handle of the same piece along with the both side attachment position (should be similar no misalignment required), handle fixed position check.- all sample size**  
**Lift bag handles to check whether the bag is balance horizontally.**  
**The handle fixed positions are symmetrical along the middle axis of the bag.**  
**- all sample size**



Checked & found satisfactory

**Passed**

**Actual Pictures of above test section:**

	
<p><b>Fatigue test for all adjustable parts found on each of the sample (i.e., zipper, Velcro and snaps.)</b> -13pcs for 20 times</p>	<p>Checked &amp; found satisfactory</p> <p style="text-align: right;"><b>Passed</b></p>

**Actual Pictures of above test section:**

	
<p><b>1. Color shading check within the same piece: put the same color parts side by side and identify the different dye lot.</b></p> <p><b>2. Color shading check among all inspected pieces: place them side by side and identify the different dye lot.</b></p> <p><b>Minimum grey scale 4-5 is acceptable for color shading in the same piece and minimum grey scale 3-4 is acceptable for color shading among the different pieces</b> - 13 pcs</p>	<p>Checked &amp; found satisfactory</p> <p style="text-align: right;"><b>Passed</b></p>

**Below is the pictures of within the piece difference:**





Below is the pictures of among all pieces difference:



**Embossing checking of artworks area edges clarity, no blurry, proper embossed, uneven, crack.**  
**-all inspected samples Check**

Not applicable

**Pending**

Actual Pictures of above test section:

No picture

No picture

**Perform a loading test with minimum 10 minutes hanging position & dynamic shaking**  
**- Use 5 kg if applicable or 1.5 times the nominal weight if the carrying capacity of the bag is less than 5kg**  
**-5 pcs**

Checked & found satisfactory

**Passed**

Actual Pictures of above test section:








**Make sure that all the elements included in the bag or pouch fits correctly at the right place.  
-all inspected pieces.**

Checked & found satisfactory

**Passed**

**Actual Pictures of above test section:**




		
<p><b>Compare with approval sample and technical files/spec. including bag shape, material/ color &amp; fabric, accessories, glue, hangtag/labels/ logo/printings &amp; sewing construction, hand feeling.</b>  <b>–all inspected pieces.</b></p>	<p>Not applicable due to no approved sample provided by client</p>	<p><b>Pending</b></p>
<p><b>Below is the picture for bag shape &amp; material compare:</b></p>		
<p>No picture due to unavailability of sample</p>	<p>No picture due to unavailability of sample</p>	
<p><b>Below is the picture for color &amp; leather compare:</b></p>		
<p>No picture due to unavailability of sample</p>	<p>No picture due to unavailability of sample</p>	
<p><b>Below is the picture for accessories compare:</b></p>		
<p>No picture due to unavailability of sample</p>	<p>No picture due to unavailability of sample</p>	
<p><b>Below is the picture for hangtag &amp; labels compare:</b></p>		
<p>No picture due to unavailability of sample</p>	<p>No picture due to unavailability of sample</p>	
<p><b>Below is the picture for logo or embossing compare:</b></p>		
<p>No picture due to unavailability of sample</p>	<p>No picture due to unavailability of sample</p>	
<p><b>Below is the picture for sewing &amp; construction compare:</b></p>		
<p>No picture due to unavailability of sample</p>	<p>No picture due to unavailability of sample</p>	
<p><b>Below is the picture for hand feeling compare:</b></p>		
<p>No picture due to unavailability of sample</p>	<p>No picture due to unavailability of sample</p>	
<p><b>Check the quality and appearance of the clear plastic card holder pocket if included in this model. Especially check the quality of the cutting on the holder, and fitting check for all items (card etc.)</b>  <b>–all inspected pieces.</b></p>	<p>Not applicable for this product</p>	<p><b>Pending</b></p>
<p><b>Actual Pictures of above test section:</b></p>		
<p>No picture</p>	<p>No picture</p>	

**SPECIAL REQUIREMENTS FROM CLIENT :**

Expected result	Result	Comments
<b>Client's Instructions:</b>	<b>Passed</b>	No special requirement needed from the client except soft hand feel of the leather & magnetic button should not with any rust mark, so checked all pcs and found satisfactory.

**Actual Pictures of Special Requirement section:**





**5. SAMPLE COLLECTION/SEALED REQUEST BY CLIENT**

<b>Client's Information:</b>	<b>No information given by client.</b>
[0 ] pcs of shipment samples were collected by inspector	Not required
[0 ] pcs of defective samples were collected by inspector	Not required

**Actual Pictures of Sample Collection section:**

No picture due to no collection	No picture due to no collection

**6. WORKMANSHIP AQL/DEFECTIVES LIST**

Defect descriptions	CRI	MAJ	MIN
<b>Defects for style # Body bag, sample size : 80 pcs</b>			
<b>Defect number 1.</b> Found scratch mark on leather	0	2	0
<b>Actual Pictures of above described defect found:</b>			
			
<b>Defect number 2.</b>	0	0	0
<b>Actual Pictures of above described defect found:</b>			
No picture	No picture		
<b>Defect number 3.</b>	0	0	0
<b>Actual Pictures of above described defect found:</b>			
No picture	No picture		
<b>Defect number 4.</b>	0	0	0
<b>Actual Pictures of above described defect found:</b>			
No picture	No picture		
<b>Defect number 5.</b>	0	0	0
<b>Actual Pictures of above described defect found:</b>			



No picture	No picture
------------	------------

Sample size	Maximum Allowed	Total Defectives	Result	Comments
CRI :	0	0	Within AQL	Found satisfactory
MAJ :	5	2	Within AQL	Should be careful in future for avoid scratch mark.
MIN :	7	0	Within AQL	Found satisfactory

Expected result	Result	Comments
Client's Instructions:	Pending	No instruction from client.

**ADDITIONAL PICTURES FOR ADITIONAL INFORMATION**

	
<p>Self-adhesive poly bag</p>	<p>Anti-fungus kit</p>




Perforation hole on poly bag



Embossed tag of genuine leather

## 7. Picture of the Introduction Letter



www.eximinspection.com



### INTRODUCTION PAGE

Signed in 2 copies at the beginning of the inspection

Today EXIM INSPECTION HUB has been appointed for Client Piped to perform Final Inspection before Shipment (FIS) of your production for product BODY BAG as stated 30/Aug/2017 which is with following Inspection No. IIP-LR-300617. The inspection will be carried out according to ISO 2859 standard. Sampling level is I and AQL are Not Allowed for Critical 2.5 for Major 4.0 for Minor Defects.

**TERMS & CONDITIONS:**

1. 100 % of the production should be packed before offering the inspection.
2. If packed quantity is lower than 100%, EXIM INSPECTION HUB will not conduct the inspection without the permission of client & if the inspection will re-scheduled for the less quantity packed against the requirement or any other reason created/showed by the supplier then supplier will be liable for re-schedule cost of the inspection as payed by the client for the actual schedule date.
3. Inspector will not take any decision as pass or fail or not give any authorization to the supplier for shipping, only Client will take the final decision after review the findings & given comments through the report during the inspection.
4. If supplier demand for the Inspection Report Part (IRP) of the conducted inspection, EXIM INSPECTION HUB will issued the same to client only & supplier can get it from client only.
5. Supplier should arrange/make available a full size desk in a sufficient light available room along with necessary machines for testings (which is not carriable for EXIM INSPECTION HUB) as metal detection machines, weight machine, moisture meter, GSM cutter with micro weight measuring unit etc to conduct the inspection.
6. For the reporting purpose of the conducted inspection we needs to take pictures during inspection, including of the factory gate, production line, production process. At the end of the inspection, Inspector might ask to collect at least one sample from the production for EXIM INSPECTION HUB's reference, reporting & testing purpose. Supplier should make a proper invoice with zero value (not payable) for the collected sample in the name of EXIM INSPECTION HUB.
7. Please note EXIM INSPECTION HUB will pay the Inspector all the expense, including meal, transportation, etc. So Inspector is not allowed to ask for the same along with any gifts & money. If you are forced to do the same, please contact us at [management@eximinspection.com](mailto:management@eximinspection.com) or call +91 9123660264 immediately.

Name of Factory Representative <i>R.M. KUMAR SHARMA</i>	Inspection date: <i>30-8-2017</i>
Signature with stamp (Authorized signature only): 	
Name of Inspector: <i>Kallesh Singh</i>	Inspection date: <i>30/Aug/2017</i>
Signature: 	

This document is for EXIM INSPECTION HUB's internal use only & not the authorization for shipment.  
©2018 Exim Inspection Hub. All Rights Reserved.

Page 1 of 3

## 8. Picture of the Signed Draft Report

**Exim Inspection Hub**  
The Eagle's Eye on the system

www.eximinspection.com

Inspection No.	LR 300817	Name of Product	BODY BAG
P.O. No.	XXXXX	Product Color	BLACK
Item/Reference No.	XXXXX	Order Quantity	635 PCS
Client Name	XXXXX	Inspection Date	30Aug2017
Factory Name	XXXXX	Inspection Location	KOLKATA

**Remarks from the Inspector:** (Here should be clear description of all discrepancies & failed tests)

- No approved sample provided by the client to follow or compare with bulk production.
- Found 685 pcs (approx. 108%) are packed in 44 cartons instead of client instructed 635 pcs where 50 pcs extra packed against 635 pcs order quantity.
- Due to technical problem arise in barcode scanner, not able to scan of product barcode.
- SPI of all products are found in between 6 to 7.
- Found 20 pcs packing per master carton.
- Packed carton weight is found in between 7,900 to 8,600 kg.
- Anti-fungus pouch/kit used inside the poly bag of each individual packing.
- Metal pin locked 7 ply carton used for the packing of the goods.
- Stuffing paper found inside the every product of individual packing as-for extra protection.
- Warning sticker found on reverse side of each poly bag.
- Perforation hole found in each poly bag.
- Due to shortage of labor & time not able to repacked any checked pcs.

Defects Descriptions:	Critical	Major	Minor
1. SCRATCH MARK ON LEATHER	0	2	0
	X	X	X
<b>Total Found</b>	0	2	0
<b>Maximum allowed</b>	0	5	7
<b>Sample inspected:</b>	80	80	80

I, the Inspector, hereby certify that the inspection has been performed by fair, professional and honest way & all findings are shown to below described factory representative and I am not authorised to take the final decision for the shipment. All above descriptions are actual findings during the inspection will reported to the client for taking the final decision or authorization.

I, the Factory Representative, hereby confirm that all above findings are genuine & thoroughly reviewed by me throughout the inspection.

Name of Factory Representative: <i>RAN KUMAR SHARMA</i>	Name of Inspector: Kabash Singh
Signature with stamp <i>[Signature]</i>	Signature: <i>[Signature]</i>

This document is for EXIM INSPECTION HUB's internal use only & use the authorization for shipment.  
©2018 Exim Inspection Hub. All Rights Reserved.

Page 5 of 9

## IMPORTANT NOTES

This document is not the authorization for shipment or not an inspection certificate & this is an actual presentation or description of all findings during the time of operation. The final decision and authorization for shipment must be confirmed by the client after reviewing the above described report. This report does not release the buyer or seller from contractual responsibilities, nor does it prejudice the buyer's right of claim toward the seller/supplier for compensation for any apparent and/or hidden defects or detected during inspection or occurring anytime thereafter.

This Report layout is confidential and is the sole property of EXIM INSPECTION HUB. It is to be used solely and exclusively by recipient. No part of this document may be reproduced or disseminated in any form or by any means without the prior written consent of EXIM INSPECTION HUB.

## End of the Report